


MCADSV member programs'

# 2015 SERVICES

## Domestic Violence Statistics

- ▶ **35,922** adults, youth and children **received domestic violence services**
  - 27,251 individuals were women (76 percent)
  - 1,834 individuals were men (5 percent)
  - 6,821 individuals were youth and children (19 percent)
  - 16 individuals did not specify a gender
- ▶ **22,137 requests for services were unmet** due to programs being at capacity or lacking resources
  - Of these, **more than 17,600** were requests for **emergency shelter**
- ▶ More than **93 percent** of those aided by domestic violence programs said **their safety** and knowledge of **community resources** were enhanced



mcadsv

Missouri Coalition Against  
Domestic and Sexual Violence

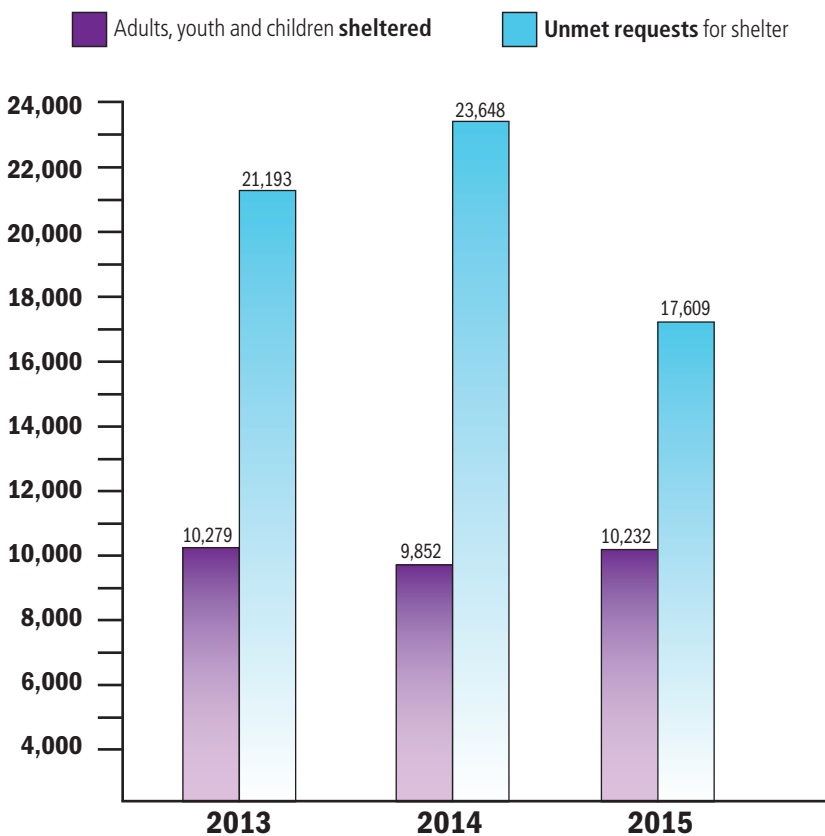
217 Oscar Dr., Ste. A • Jefferson City, MO 65101  
(573) 634-4161 • (573) 636-3728 Fax  
For deaf and hard of hearing, dial 711 for Relay Missouri.  
[www.mocadsv.org](http://www.mocadsv.org) • [mocadsv@mocadsv.org](mailto:mocadsv@mocadsv.org)

# About 36,000 people were served by domestic violence programs in 2015

**Still, 22,173 requests for domestic violence services were unmet**

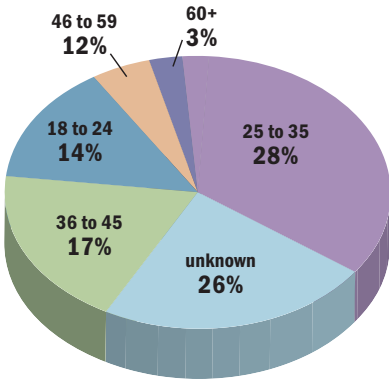
Despite helping thousands of people and Missouri families find and maintain safety in 2015, Missouri shelters had to turn away many more. A total of 35,922 adults, youth and children were able to receive domestic violence shelter and non-residential support services in Missouri in 2015, according to data submitted by 79 programs. Programs were able to shelter 10,232 individuals throughout the year. Still, there were only about 1,581 beds available for those in crisis at any given time. More than 17,609 requests for shelter services were unable to be fulfilled by programs, most of which were already at capacity. The Missourians and Missouri families who received services rated them very highly, with 94 percent reporting they had strategies for enhancing their safety as a result of programs' help.

## 10,232 received safe shelter while 17,609 requests were unmet

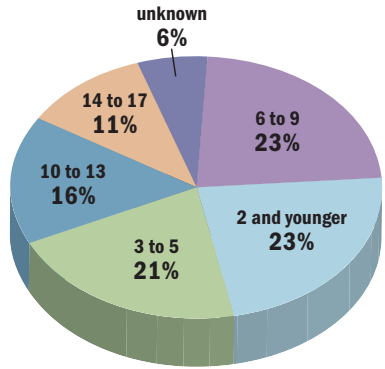


# 2015 **SERVICE** statistics

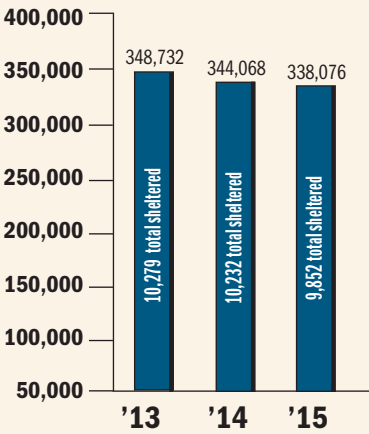
## AGES of ADULTS served



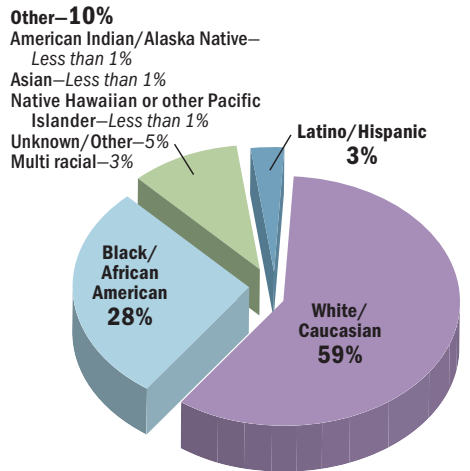
## AGES of CHILDREN served



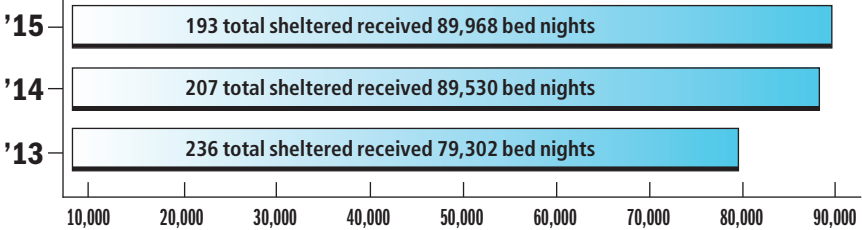
## BEDNIGHTS OF EMERGENCY SHELTER provided to adults, youth and children



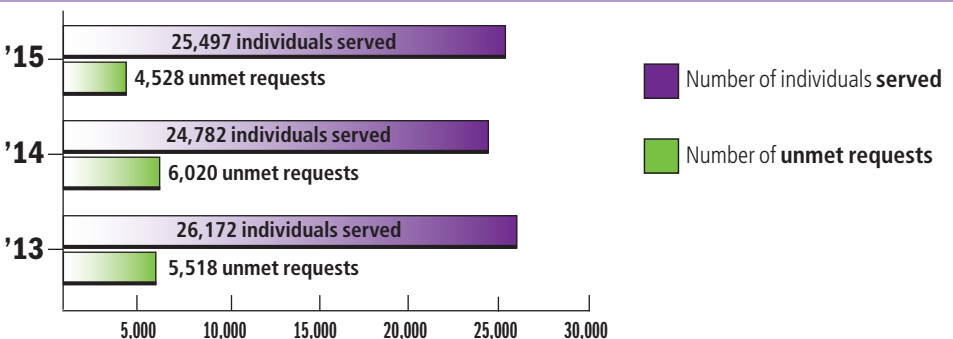
## ETHNICITY of INDIVIDUALS served

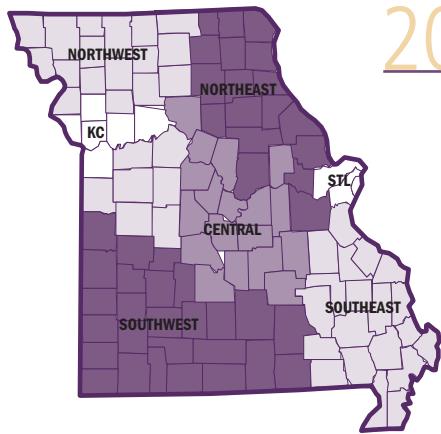


## TRANSITIONAL HOUSING provided to adults, youth and children



## NON-RESIDENTIAL SERVICES provided to adults, youth and children





# 2015 REGIONAL statistics

Individuals served in 2015 by region **1,581 total beds for reporting programs**

Youth includes individuals ages 17 and younger who identified as a victim of intimate partner violence or dating violence.

Please note that individuals of unspecified gender are not included in regional statistics but are included in overall statewide numbers.

CENTRAL	WOMEN	CHILDREN	MEN	YOUTH	TOTAL
Individuals sheltered	714	555	4	0	<b>1,273</b>
Nights of shelter	20,352	24,698	12	0	<b>45,062</b>
Individuals receiving non-residential services	2,292	156	116	1	<b>2,565</b>
Unmet requests for non-residential services	248	43	36	0	<b>327</b>
Individuals turned away because shelter was full	255	92	1	0	<b>348</b>

**Total shelter beds in Central Region = 237**

KANSAS CITY	WOMEN	CHILDREN	MEN	YOUTH	TOTAL
Individuals sheltered	1,199	740	0	0	<b>1,939</b>
Nights of shelter	53,407	39,151	0	0	<b>92,558</b>
Individuals receiving non-residential services	2,579	109	741	1	<b>3,430</b>
Unmet requests for non-residential services	467	540	10	0	<b>1,017</b>
Individuals turned away because shelter was full	3,486	2,672	9	0	<b>6,167</b>

**Total shelter beds in Kansas City Region = 326**

NORTHEAST	WOMEN	CHILDREN	MEN	YOUTH	TOTAL
Individuals sheltered	335	358	1	0	<b>694</b>
Nights of shelter	10,182	9,009	2	0	<b>19,193</b>
Individuals receiving non-residential services	1,868	651	148	1	<b>2,668</b>
Unmet requests for non-residential services	30	26	1	0	<b>57</b>
Individuals turned away because shelter was full	336	286	1	0	<b>623</b>

**Total shelter beds in Northeast Region = 118**

NORTHWEST	WOMEN	CHILDREN	MEN	YOUTH	TOTAL
Individuals sheltered	771	668	15	3	<b>1,457</b>
Nights of shelter	22,921	22,380	345	23	<b>45,669</b>
Individuals receiving non-residential services	994	128	76	1	<b>1,199</b>
Unmet requests for non-residential services	4	0	0	0	<b>4</b>
Individuals turned away because shelter was full	649	419	10	0	<b>1,078</b>

**Total shelter beds in Northwest Region = 220**

SOUTHEAST	WOMEN	CHILDREN	MEN	YOUTH	TOTAL
Individuals sheltered	725	500	3	3	<b>1,231</b>
Nights of shelter	21,400	17,838	3	74	<b>39,315</b>
Individuals receiving non-residential services	1,497	288	117	2	<b>1,904</b>
Unmet requests for non-residential services	243	28	45	0	<b>316</b>
Individuals turned away because shelter was full	832	568	0	0	<b>1,400</b>

**Total shelter beds in Southeast Region = 199**

SOUTHWEST	WOMEN	CHILDREN	MEN	YOUTH	TOTAL
Individuals sheltered	995	672	7	4	<b>1,678</b>
Nights of shelter	31,562	22,782	223	62	<b>54,629</b>
Individuals receiving non-residential services	1,432	381	93	9	<b>1,915</b>
Unmet requests for non-residential services	1,545	186	408	0	<b>2,139</b>
Individuals turned away because shelter was full	1,445	714	19	0	<b>2,178</b>

**Total shelter beds in Southwest Region = 351**

ST. LOUIS	WOMEN	CHILDREN	MEN	YOUTH	TOTAL
Individuals sheltered	905	1,043	11	0	<b>1,959</b>
Nights of shelter	20,167	20,532	569	0	<b>41,268</b>
Individuals receiving non-residential services	10,870	425	502	4	<b>11,801</b>
Unmet requests for non-residential services	575	81	12	0	<b>668</b>
Individuals turned away because shelter was full	3,528	1,790	0	0	<b>5,318</b>

**Total shelter beds in St. Louis Region = 130**

## 2015 OUTCOMES

### SURVIVORS GIVE HIGH RATINGS TO MISSOURI DOMESTIC VIOLENCE SERVICES

In 2015, 94 percent of those aided by Missouri domestic violence programs rated those services as helping them develop strategies to enhance their safety. MCADSV annually compiles data from thousands of voluntary, anonymous quality-assurance surveys from individuals who receive services from domestic violence programs. Survivors of domestic violence consistently have provided positive feedback about the quality of services provided by Missouri domestic violence programs. **In 2015, 93.4 percent of those surveyed reported that, as a result of the services provided by domestic violence programs and advocates, they had gained expanded knowledge of the community resources available to help them.**

Service recipients surveyed include adults, youth and children receiving support services and advocacy, and those participating in support groups and counseling through domestic violence programs. In 2015 survivors voluntarily submitted a total of 14,416 surveys about shelter, support services, advocacy, support groups and counseling services they received.

### OUTCOMES HISTORY<sup>[i]</sup>

Research has demonstrated that increasing survivors' knowledge of safety planning and community resources leads to their increased safety and well-being over time. MCADSV member programs have conducted service evaluations with domestic violence survivors since 2006, when the Coalition was chosen to participate in a national pilot project to identify the impact of federal Family Violence Prevention and Services Act funding. MCADSV was part of a national group of grant administrators, state coalitions, local domestic violence program staff, and evaluation researchers that was convened to measure the impact of services on survivors' safety and wellbeing. This group evaluated work that had been occurring and chose two outcomes that captured two goals of any service being offered by domestic violence programs: 1) to safety-plan with survivors and 2) to ensure that survivors are aware of community resources they might need in the future.

<sup>[i]</sup> Adapted from Lyon, E., & Sullivan, C.M. (2007). *Outcome Evaluation Strategies for Domestic Violence Programs Receiving FVPSA Funds: A Practical Guide*. Harrisburg, Pa.: National Resource Center on Domestic Violence.

# In 2015 Missouri Programs:

## ▶ **83,918 Hotline/Crisis Intervention Calls**

People who called Missouri programs sought help in a time of trauma or crisis.

## ▶ **62,505 Hours of Court Advocacy**

Missouri advocates supported survivors through the myriad criminal and civil procedures associated with domestic violence.

## ▶ **39,613 Hours of Legal Representation**

Attorneys helped survivors obtain such things as protection orders, child custody and divorces from abusive partners.

## ▶ **4,280 Hours of Hospital Advocacy**

Advocates supported survivors through the medical attention needed due to domestic violence.

## ▶ **36,246 Hours of Crisis Intervention Services**

Advocates helped survivors stabilize their circumstances and plan for the safety of themselves and their children in face-to-face meetings.

## ▶ **180,748 Hours of Case Management**

Advocates safety planned with survivors to connect them with short- and long-term resources.

## ▶ **32,744 Hours of Therapy**

Licensed therapists provided services to individual adult, youth and child survivors.

## ▶ **9,216 Support Groups**

Individuals attended interactive support groups offered by Missouri programs and therapists.

## ▶ **7,000 Life Skills Groups**

Individuals attended classes and groups on topics such as parenting, adult education and financial management.

## ▶ **11,408 Interactions with Children in Groups**

Missouri programs connected with children through group activities such as recreation and childcare.

## ▶ **10,429 Individual Interactions with Children**

Missouri programs connected with children through services such as mentoring and personalized activities.

## ▶ **1,417 Batterer Intervention Groups**

Programs offered counseling and group support specific to individuals who have battered their partners.

## ▶ **44,444 Adults Attended Presentations**

Adults were educated about domestic violence in their communities and services for victims at 1,693 community education presentations.

## ▶ **21,947 Youth Attended Presentations**

Youth received education about the dynamics of healthy relationships and domestic violence at 958 community education presentations.

## ▶ **1,393 Community Awareness Activities**

Programs called attention to the problem of domestic violence in their communities by engaging community members through awareness activities.

## ▶ **201,609 Volunteer Hours**

More than \$2,419,308 worth of work was completed by volunteers at Missouri programs (calculated at \$12/hr based on federal rate).

The above numbers might contain duplication due to monthly totals of individuals who could have received multiple services during multiple months.