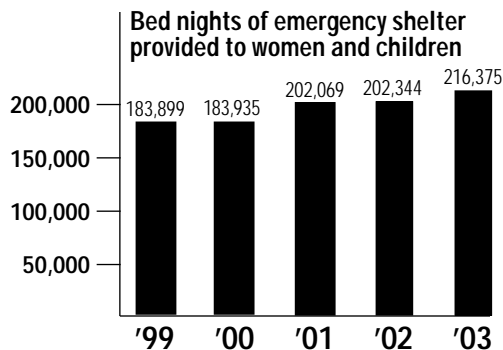


MEMBER PROGRAM
2003 services
 STATISTICS

Increase in non-residential services to domestic violence victims in 2003

Missouri domestic violence programs assisted more women, children and men through non-residential services in 2003 than in recent years. According to data voluntarily submitted by 80 MCADV member programs, the increased numbers included 44 percent more women, 71 percent more children, and 78 percent more men. Non-residential services include services ranging from legal advocacy to counseling for victims not residing in a domestic violence shelter. In Missouri, both shelters and non-residential programs provide non-residential advocacy services.

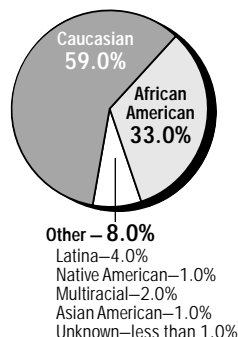


MCADV member programs provided **non-residential services** to 24,711 women, 9,977 children and 1,198 men in 2003.

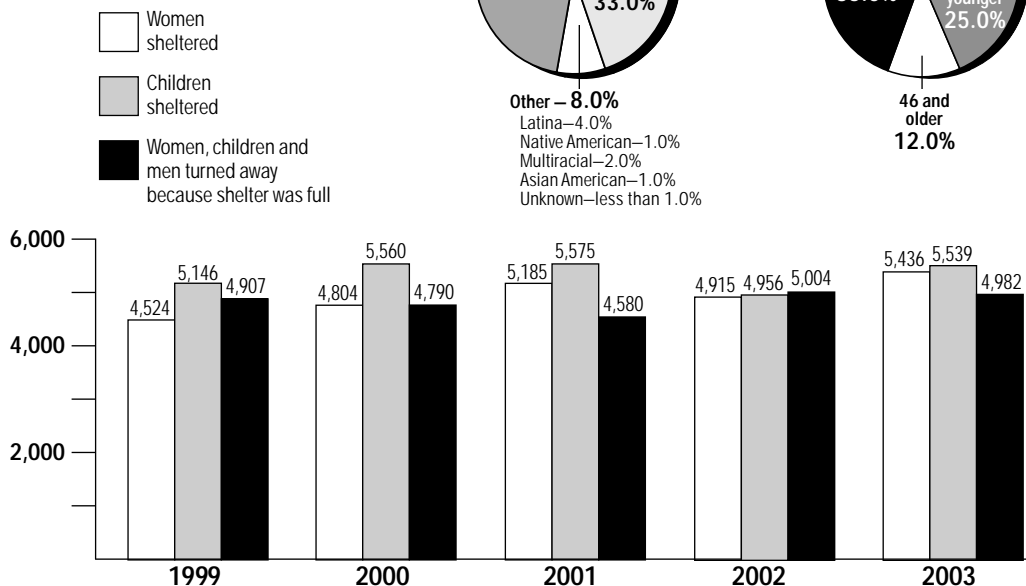
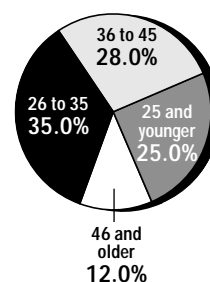
MCADV member programs provided 51,187 bed nights of long-term **transitional housing** to 114 women and 151 children in 2003.

MCADV member programs provided 247 bed nights of **emergency shelter** to 18 men in 2003.

Ethnicity of women sheltered in 2003

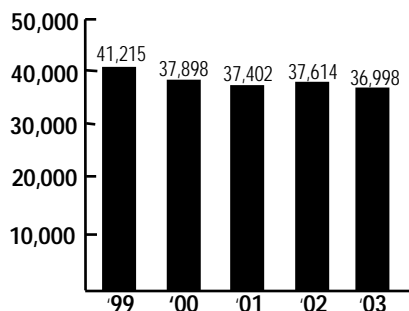


Ages of women sheltered in 2003



Law enforcement reports of domestic violence incidents decrease slightly in 2003

The Missouri State Highway Patrol annually compiles incidents of domestic violence reported by Missouri law enforcement agencies as Uniform Crime Reports (UCR) data.¹ According to the Missouri Highway Patrol, the number of incidents reported does not include incidents between persons who are or who have been in a continuing social relationship of a romantic nature with the victim.² Nationally, the U.S. Department of Justice estimates that about half of the incidents of intimate partner violence experienced by women are reported to police.³



415 east mccarty
 jefferson city,
 missouri 65101
 (573) 634-4161
 (573) 636-3728 (fax)
 www.mcadv.org
 mcadv@mcadv.org

1. Supplemental Domestic Violence Incident Report 2003, Missouri UCR Program Statistical Analysis Website, Department of Public Safety: www.dps.state.mo.us
 2. Missouri Crime Summary, Department of Public Safety, 2003.
 3. Violence by Intimates: Analysis of Data on Crimes by Current or Former Spouses, Boyfriends, and Girlfriends, U.S. Department of Justice, Bureau of Justice Statistics, 1998.

Individuals served in 2003 by region

CENTRAL

| | WOMEN | CHILDREN | MEN | TOTAL |
|--|--------|----------|-----|--------|
| Individuals sheltered | 664 | 629 | 3 | 1,296 |
| Individuals receiving non-residential services | 1,132 | 358 | 33 | 1,523 |
| Bednights of shelter | 11,349 | 13,114 | 3 | 24,466 |
| Individuals turned away from full shelter | 43 | 33 | 2 | 78 |

KANSAS CITY METRO

| | WOMEN | CHILDREN | MEN | TOTAL |
|--|--------|----------|-----|--------|
| Individuals sheltered | 1,619 | 1,489 | 0 | 3,108 |
| Individuals receiving non-residential services | 5,933 | 478 | 0 | 6,411 |
| Bednights of shelter | 33,941 | 36,719 | 0 | 70,660 |
| Individuals turned away from full shelter | 698 | 1,175 | 4 | 1,877 |

NORTHEAST

| | WOMEN | CHILDREN | MEN | TOTAL |
|--|-------|----------|-----|-------|
| Individuals sheltered | 219 | 241 | 2 | 462 |
| Individuals receiving non-residential services | 703 | 436 | 31 | 1,170 |
| Bednights of shelter | 3,811 | 3,384 | 2 | 7,197 |
| Individuals turned away from full shelter | 60 | 125 | 0 | 185 |

NORTHWEST

| | WOMEN | CHILDREN | MEN | TOTAL |
|--|-------|----------|-----|--------|
| Individuals sheltered | 551 | 531 | 3 | 1,085 |
| Individuals receiving non-residential services | 1,174 | 595 | 76 | 1,845 |
| Bednights of shelter | 9,900 | 9,367 | 5 | 19,272 |
| Individuals turned away from full shelter | 13 | 12 | 0 | 25 |

ST. LOUIS METRO

| | WOMEN | CHILDREN | MEN | TOTAL |
|--|--------|----------|-----|--------|
| Individuals sheltered | 1,095 | 1,377 | 2 | 2,474 |
| Individuals receiving non-residential services | 14,728 | 7,524 | 986 | 23,238 |
| Bednights of shelter | 22,908 | 20,293 | 11 | 43,212 |
| Individuals turned away from full shelter | 1,006 | 1,528 | 0 | 2,534 |

SOUTHEAST

| | WOMEN | CHILDREN | MEN | TOTAL |
|--|-------|----------|-----|--------|
| Individuals sheltered | 398 | 403 | 2 | 803 |
| Individuals receiving non-residential services | 333 | 136 | 12 | 481 |
| Bednights of shelter | 8,775 | 9,115 | 3 | 17,893 |
| Individuals turned away from full shelter | 82 | 84 | 1 | 167 |

SOUTHWEST

| | WOMEN | CHILDREN | MEN | TOTAL |
|--|--------|----------|-----|--------|
| Individuals sheltered | 890 | 869 | 6 | 1,765 |
| Individuals receiving non-residential services | 702 | 450 | 60 | 1,212 |
| Bednights of shelter | 16,393 | 17,306 | 223 | 33,922 |
| Individuals turned away from full shelter | 112 | 4 | 0 | 116 |

Summary of services provided by MCADV member programs in 2003

The following figures are compiled from data voluntarily submitted by 80 MCADV member programs that provide a wide range of shelter-based and non-residential services of advocacy and support.

73,254
MCADV member programs answered

73,254 hotline/ crisis intervention calls in 2003.

129,435
More than 129,435 people attended

about 4,306 community education presentations

4,014
MCADV member programs offered 4,014 support groups for battered women

in 2003, which were attended by 19,566 women.³

provided by MCADV member programs in 2003.

1,038
MCADV member programs offered 1,038 support groups for children in 2003,

which were attended by 5,564 children.³

19,887
MCADV member programs assisted

19,887 adults seeking *Ex Parte*, Full Orders of Protection, or child orders, in 2003.⁴

24,666
MCADV member programs provided

24,666 hours of licensed professional therapy to women and children in 2003.

217,166
Volunteers donated

217,166 hours of service to MCADV member programs in 2003.

³ This figure contains duplication in the number of people served because some individuals attended more than one support group.

⁴ This figure contains duplication in the number of people served because some individuals receive several types of court advocacy services.