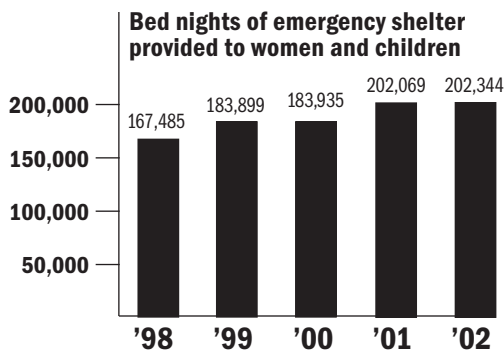


Increases in hotline calls, volunteerism and community education during 2002

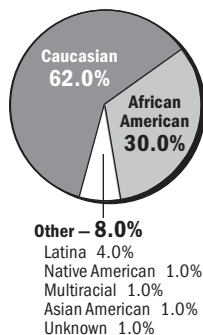
More battered women called domestic violence hotlines for help in 2002 compared to 2001, according to data voluntarily submitted by 65 MCADV member domestic violence programs. Also in 2002, the number of Missourians receiving education about how they can help end domestic violence increased by almost 35,000. Missouri volunteers provided more than 208,900 hours of assistance to battered women and children, an increase of nine percent compared to 2001.



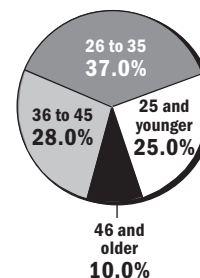
MCADV member programs provided **non-residential services** to 13,813 women, 2,906 children and 265 men in 2002.

Women sheltered
 Children sheltered
 Women, children and men turned away because shelter was full

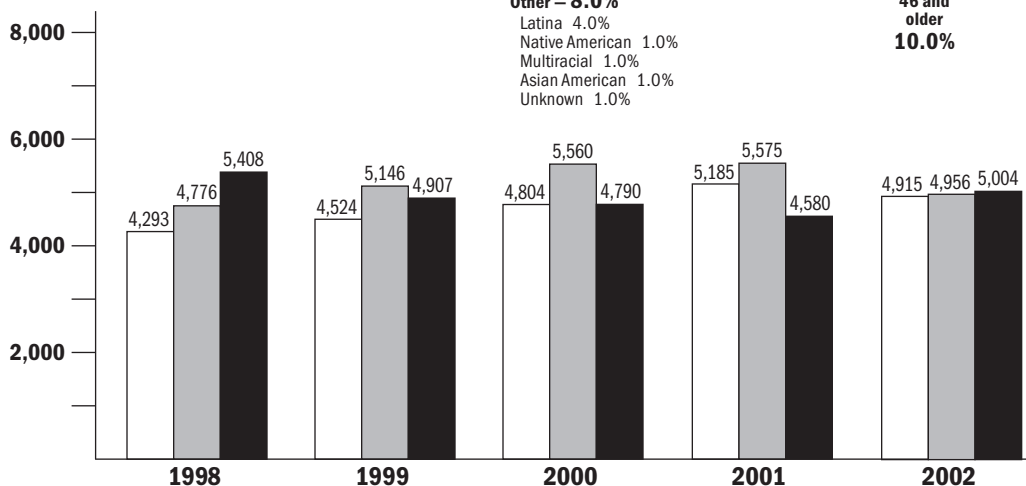
Ethnicity of women sheltered in 2002



Ages of women sheltered in 2002



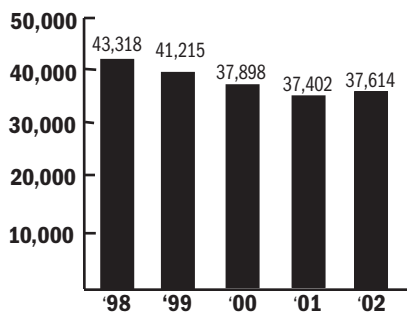
MCADV member programs provided 44,962 bed nights of long-term **transitional housing** to 244 women, 277 children in 2002.



MCADV member programs provided 78 bed nights of **emergency shelter** to 9 men in 2002.

Law enforcement reports of domestic violence incidents increase slightly in 2002

The Missouri State Highway Patrol annually compiles incidents of domestic violence reported by Missouri law enforcement agencies as Uniform Crime Reporting (UCR) data.¹ Domestic violence incidents were voluntarily reported by Missouri law enforcement agencies prior to the statutory establishment of the UCR program in 2000.² Nationally, the U.S. Department of Justice estimates that about half of the incidents of intimate partner violence experienced by women are reported to police.³



415 east mccarty
 jefferson city,
 missouri 65101
 (573) 634-4161
 (573) 636-3728 fax
 mocadv@ mocadv.org

¹ Supplemental Domestic Violence Incident Report 2001, 2002, Missouri UCR Program Statistical Analysis Website, Department of Public Safety; www.dps.state.mo.us
² Missouri Crime Summary, Department of Public Safety, 1998-2000.
³ Violence by Intimates: Analysis of Data on Crimes by Current or Former Spouses, Boyfriends, and Girlfriends, U.S. Department of Justice, Bureau of Justice Statistics, 1998.

Individuals served in 2002 by region

CENTRAL

	WOMEN	CHILDREN	MEN	TOTAL
Individuals sheltered	562	596	2	1,160
Individuals receiving non-residential services	826	446	26	1,298
Bednights of shelter	11,268	13,736	11	25,015
Individuals turned away from full shelter	85	124	1	210

KANSAS CITY METRO

	WOMEN	CHILDREN	MEN	TOTAL
Individuals sheltered	1,391	1,319	0	2,710
Individuals receiving non-residential services	7,399	643	0	8,042
Bednights of shelter	33,279	32,760	0	66,039
Individuals turned away from full shelter	926	1,421	6	2,353

NORTHEAST

	WOMEN	CHILDREN	MEN	TOTAL
Individuals sheltered	213	212	2	427
Individuals receiving non-residential services	631	287	24	942
Bednights of shelter	3,058	2,530	5	5,593
Individuals turned away from full shelter	36	87	0	123

NORTHWEST

	WOMEN	CHILDREN	MEN	TOTAL
Individuals sheltered	516	500	2	1,018
Individuals receiving non-residential services	852	434	140	1,426
Bednights of shelter	9,082	8,319	33	17,434
Individuals turned away from full shelter	21	25	0	46

ST. LOUIS METRO

	WOMEN	CHILDREN	MEN	TOTAL
Individuals sheltered	1,044	1,187	1	2,232
Individuals receiving non-residential services	3,215	385	41	3,641
Bednights of shelter	18,203	20,751	2	38,956
Individuals turned away from full shelter	874	1,317	1	2,192

SOUTHEAST

	WOMEN	CHILDREN	MEN	TOTAL
Individuals sheltered	410	417	2	829
Individuals receiving non-residential services	375	319	20	714
Bednights of shelter	8,529	8,498	27	17,054
Individuals turned away from full shelter	13	15	0	28

SOUTHWEST

	WOMEN	CHILDREN	MEN	TOTAL
Individuals sheltered	779	725	0	1,504
Individuals receiving non-residential services	481	392	13	886
Bednights of shelter	16,555	15,776	0	32,331
Individuals turned away from full shelter	36	15	1	52

Summary of services provided by MCADV member programs in 2002

The following figures are compiled from data voluntarily submitted by 65 MCADV member programs that provide a wide range of shelter-based and non-residential services of advocacy and support.

69,456

MCADV member programs answered 69,456 **hotline/crisis intervention calls** in 2002.

137,499

More than 137,400 **people attended** about 4,575

community education presentations

provided by MCADV member programs in 2002.

4,694

MCADV member programs offered 4,694 **support groups for battered women**

in 2002, which were attended by 21,650 women.³

13,918

MCADV member programs assisted 13,918 adults

seeking **Ex Parte** or **Full Orders of Protection** in 2002.⁴

1,192

MCADV member programs offered 1,192 **support groups for children** in 2002,

which were attended by 6,279 children.³

208,917

Volunteers donated 208,917 **hours of service** to MCADV

member programs in 2002.

22,699

MCADV member programs provided 22,699 hours of **licensed professional therapy** to women and children in 2002.

³ This figure contains duplication in the number of people served because some individuals attended more than one support group.

⁴ This figure contains duplication in the number of people served because some individuals receive several types of court advocacy services.