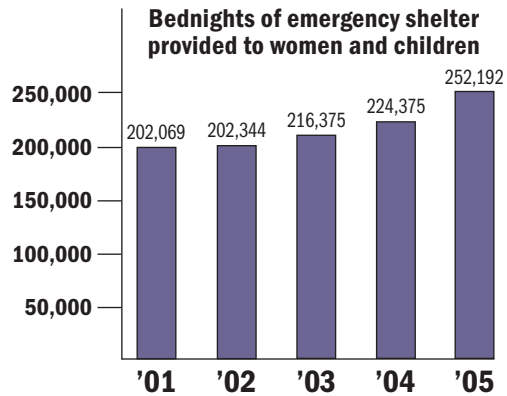


Service provision increases in 2005

Services provided by MCADSV member programs continued to increase in many areas during 2005. According to data voluntarily submitted by 78 member programs, bednights provided to women, children and men needing emergency shelter jumped to 254,084—an increase of 29,530 from 2004. Bednights of long-term transitional housing provided to women and children increased by more than 10,000 from the previous year, to 50,683. Member programs also provided more non-residential services in 2005, offering more support groups for women and children, providing more hours of case management services and answering more hotline/crisis intervention calls than the previous year.

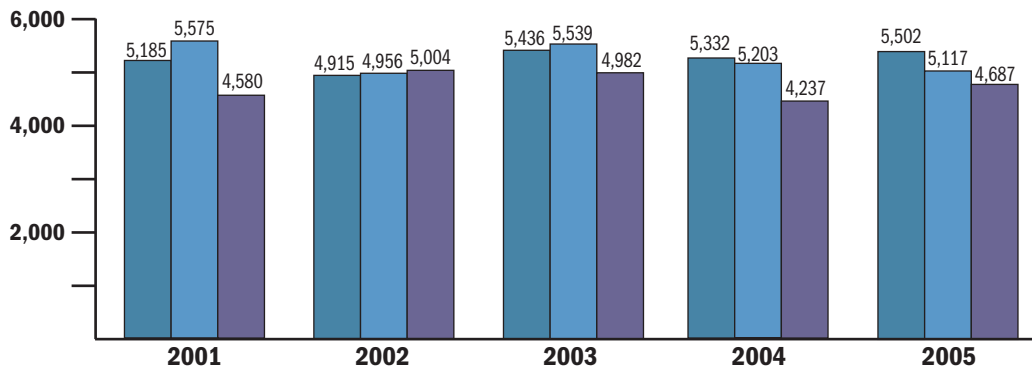


▶ MCADSV member programs provided **non-residential services** to 28,936 women, 14,540 children and 1,680 men in 2005.

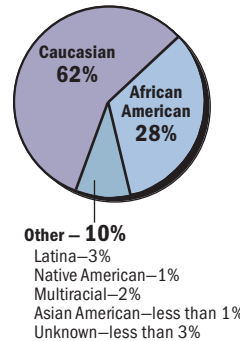
▶ MCADSV member programs provided 1,144 **batterer intervention groups** for men in 2005.

▶ MCADSV member programs provided 2,458 bednights of **emergency shelter to 48 men** in 2005.

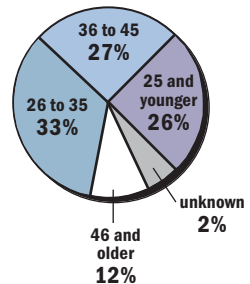
■ Women sheltered
 ■ Children sheltered
 ■ Women, children and men turned away because shelter was full



Ethnicity of women sheltered in 2005

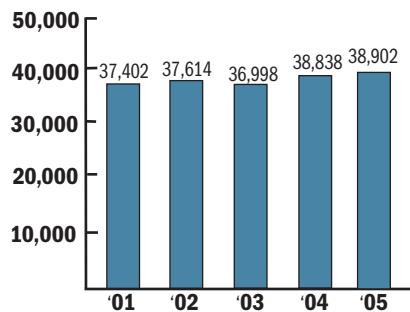


Ages of women sheltered in 2005



Law enforcement reports of domestic violence incidents increase slightly in 2005

The Missouri State Highway Patrol annually compiles incidents of domestic violence reported by Missouri law enforcement agencies as Uniform Crime Reports (UCR) data.¹ According to the Missouri Highway Patrol, the number of incidents reported does not include incidents between persons who are or who have been in a continuing social relationship of a romantic nature with the victim.² Nationally, the U.S. Department of Justice estimates that about half of the incidents of intimate partner violence experienced by women are reported to police.³



718 east capitol avenue
 jefferson city,
 missouri 65101
 (573) 634-4161
 (573) 636-3728 (fax)
 www.mocadsv.org
 mocadsv@mocadsv.org

1. Supplemental Domestic Violence Incident Report 2005, Missouri UCR Program Statistical Analysis Website, Department of Public Safety; www.dps.state.mo.us.
 2. Missouri Crime Summary, Department of Public Safety, 2005.
 3. Violence by Intimates: Analysis of Data on Crimes by Current or Former Spouses, Boyfriends, and Girlfriends, U.S. Department of Justice, Bureau of Justice Statistics, 1998.

Individuals served in 2005 by region

CENTRAL

	WOMEN	CHILDREN	MEN	TOTAL
Individuals sheltered	579	537	6	1,122
Individuals receiving non-residential services	1,678	769	89	2,536
Bednights of shelter	12,092	13,426	14	25,532
Individuals turned away from full shelter	9	11	0	20

KANSAS CITY METRO

	WOMEN	CHILDREN	MEN	TOTAL
Individuals sheltered	1,606	1,339	2	2,947
Individuals receiving non-residential services	9,629	880	124	10,633
Bednights of shelter	37,427	36,651	1,213	75,291
Individuals turned away from full shelter	804	1,011	0	1,815

NORTHEAST

	WOMEN	CHILDREN	MEN	TOTAL
Individuals sheltered	312	273	11	596
Individuals receiving non-residential services	2,079	657	75	2,811
Bednights of shelter	6,185	6,108	99	12,392
Individuals turned away from full shelter	109	165	1	275

NORTHWEST

	WOMEN	CHILDREN	MEN	TOTAL
Individuals sheltered	756	667	4	1,427
Individuals receiving non-residential services	1,842	863	180	2,885
Bednights of shelter	16,301	12,900	10	29,211
Individuals turned away from full shelter	73	81	1	155

ST. LOUIS METRO

	WOMEN	CHILDREN	MEN	TOTAL
Individuals sheltered	831	1,015	9	1,855
Individuals receiving non-residential services	11,559	9,319	1,076	21,954
Bednights of shelter	17,988	23,023	34	41,045
Individuals turned away from full shelter	974	1,105	1	2,080

SOUTHEAST

	WOMEN	CHILDREN	MEN	TOTAL
Individuals sheltered	424	379	5	808
Individuals receiving non-residential services	797	772	34	1,603
Bednights of shelter	9,633	8,831	276	18,740
Individuals turned away from full shelter	108	87	7	202

SOUTHWEST

	WOMEN	CHILDREN	MEN	TOTAL
Individuals sheltered	994	907	11	1,912
Individuals receiving non-residential services	1,352	1,280	102	2,734
Bednights of shelter	27,176	24,351	846	52,373
Individuals turned away from full shelter	79	71	0	150

Summary of services provided by MCADSV member programs in 2005

The following figures are compiled from data voluntarily submitted by 78 MCADSV member programs that provide a wide range of shelter-based and non-residential services of advocacy and support.

87,571 MCADSV member programs answered

87,571 **hotline/crisis intervention calls** in 2005.

4,527 MCADSV member programs offered 4,527 **support groups for battered women** in 2005, which were attended by 13,223 women.⁴

2,007 MCADSV member programs offered 2,007 **support groups for children** in 2005, which were attended by 8,890 children.⁴

27,820 MCADSV member programs provided

27,820 hours of **licensed professional therapy** to women and children in 2005.

50,683 MCADSV member programs provided

404 women and children with 50,683 **bednights of transitional housing** in 2005.

121,703 More than 121,703

people attended about 4,524 **community education presentations** provided by MCADSV member programs in 2005.

20,194 MCADSV member programs assisted

20,194 adults seeking *Ex Parte*, Full **Orders of Protection**, or child orders, in 2005.⁵

217,009 **Volunteers** donated

217,009 **hours of service** to MCADSV member programs in 2005.

24,274 MCADSV member programs provided

87,686 hours of **case management services** to 24,274 women in 2005.

⁴This figure contains duplication in the number of people served because some individuals attended more than one support group.

⁵This figure contains duplication in the number of people served because some individuals receive several types of court advocacy services.