

2009 services

domestic violence statistics

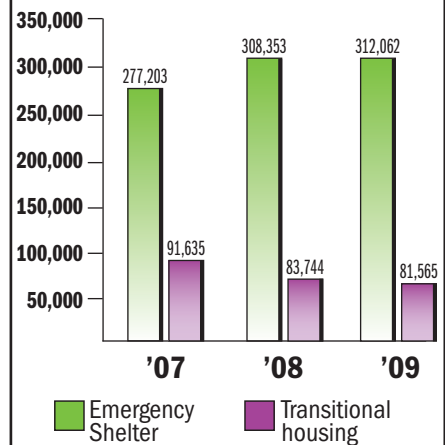
Unmet need for shelter increases by more than 60 percent in 2009

For every two women who were able to stay in safety at a Missouri domestic violence shelter in 2009, three women were turned away because the shelters were full: 10,506 women, children and men received shelter, 15,106 were turned away. This number of those unable to stay in over-crowded shelters increased by more than 60 percent in 2009—an astounding escalation from the unmet shelter needs in 2008, which were the highest rates in 30 years.

According to data submitted by 87 programs, a total of 49,215 women, children and men received residential and non-residential domestic violence services in Missouri in 2009. The total unmet requests for those services was 18,821.

Those who received domestic violence advocacy and support services rated that help very highly. At least 93 percent of domestic violence survivors who received services reported having strategies for enhancing their safety and having knowledge of available community resources.

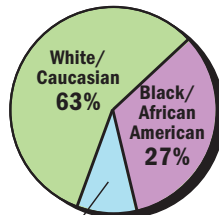
Nights of shelter provided to women, children and men



SERVICES CHANGE LIVES

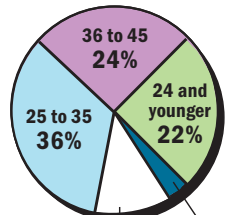
- ▶ **94%** of domestic violence survivors reported having **strategies for enhancing their safety**.
- ▶ **93%** of domestic violence survivors reported having **knowledge of available community resources**.

Ethnicity of women sheltered in 2009



Other – 10%
 Latino/Hispanic—5%
 Asian—Less than 1%
 American Indian/Alaska Native—1%
 Native Hawaiian or other Pacific Islander—Less than 1%
 Unknown/Other—3%

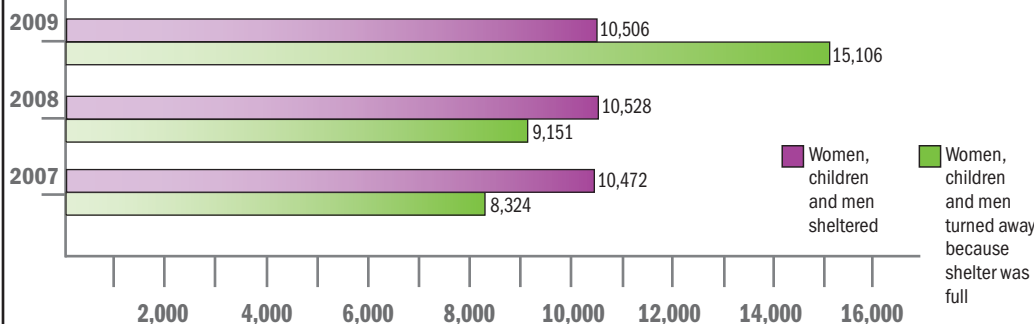
Ages of women sheltered in 2009



38,709

Missouri programs provided **non-residential services** to 22,986 women, 13,344 children and 2,379 men in 2009.

10,506 received safe shelter while 15,106 turned away



49,215 women, children and men served in 2009
Total unmet request for services = 18,821

3,715

There were 3,715 unmet requests for **non-residential services** in 2009.

90,025

Missouri programs answered 90,025 **hotline/crisis intervention calls** in 2009.

MCADSV 2009 domestic violence services statistics

This document includes only domestic violence service statistics and does not reflect the range of services provided by MCADSV member programs.

Individuals served in 2009 by region

CENTRAL

	WOMEN	CHILDREN	MEN	TOTAL
Individuals sheltered	549	489	4	1,042
Individuals receiving non-residential services	1,692	677	232	2,601
Nights of shelter	19,084	16,309	19	35,412
Individuals turned away from full shelter	22	38	0	60

Total shelter beds in Central Region = 199

KANSAS CITY METRO

	WOMEN	CHILDREN	MEN	TOTAL
Individuals sheltered	1,569	1,168	1	2,738
Individuals receiving non-residential services	3,254	180	649	4,083
Nights of shelter	46,518	41,301	0	87,819
Individuals turned away from full shelter	2,730	2,016	3	4,749

Total shelter beds in Kansas City Region = 297

NORTHEAST

	WOMEN	CHILDREN	MEN	TOTAL
Individuals sheltered	390	507	2	899
Individuals receiving non-residential services	2,142	1,989	191	4,322
Nights of shelter	8,711	8,887	13	17,611
Individuals turned away from full shelter	177	382	0	559

Total shelter beds in Northeast Region = 121

NORTHWEST

	WOMEN	CHILDREN	MEN	TOTAL
Individuals sheltered	730	610	1	1,341
Individuals receiving non-residential services	1,698	430	188	2,316
Nights of shelter	18,166	15,059	1	33,226
Individuals turned away from full shelter	264	124	0	388

Total shelter beds in Northwest Region = 228

ST. LOUIS METRO

	WOMEN	CHILDREN	MEN	TOTAL
Individuals sheltered	746	906	3	1,655
Individuals receiving non-residential services	11,430	8,335	930	20,695
Nights of shelter	22,245	28,598	9	50,852
Individuals turned away from full shelter	3,843	4,325	0	8,168

Total shelter beds in St. Louis Region = 173

SOUTHEAST

	WOMEN	CHILDREN	MEN	TOTAL
Individuals sheltered	506	493	1	1,000
Individuals receiving non-residential services	1,514	486	52	2,052
Nights of shelter	15,906	17,220	2	33,128
Individuals turned away from full shelter	307	413	10	730

Total shelter beds in Southeast Region = 192

SOUTHWEST

	WOMEN	CHILDREN	MEN	TOTAL
Individuals sheltered	954	873	4	1,831
Individuals receiving non-residential services	1,256	1,247	137	2,640
Nights of shelter	28,906	25,015	93	54,014
Individuals turned away from full shelter	251	200	1	452

Total shelter beds in Southwest Region = 352

In 2009 Missouri programs:

5,306
offered 5,306 support groups for women and children, which were attended by 24,606 women and children.¹

21,982
assisted 21,982 women and men seeking *Ex Parte*, Full Orders of Protection, or child orders.²

96,270
provided 4,159 community education presentations that 96,270 people attended.

2,694
provided hospital advocacy to 2,694 women and children.

232,715
had volunteers donate 232,715 hours of service equaling \$2,210,792.50.³

1,558
provided 1,558 batterer intervention groups for men.

128,098
provided 128,098 hours of case management services to 32,461 women.⁴

34,420
provided 34,420 hours of licensed professional therapy to women and children.

53,943
provided 53,943 hours of face-to-face crisis intervention to 16,030 women.

1. This figure contains duplication in the number of people served because some individuals attended more than one support group.
2. This figure contains duplication in the number of people served because some individuals receive several types of court advocacy services.
3. Calculated at \$9.50/hr according to DPS match.
4. The total number of women receiving case management services contains duplication because individuals may seek services more than once.