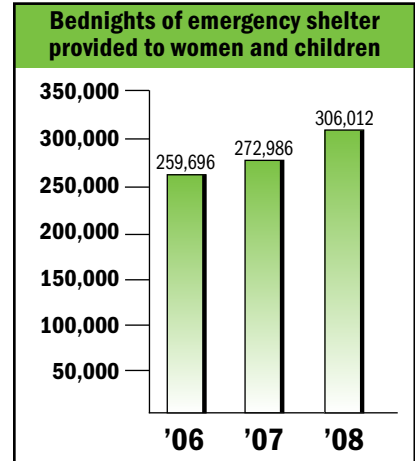


2008 services

domestic violence STATISTICS

Unmet need for shelter and services reaches an all-time high in 2008

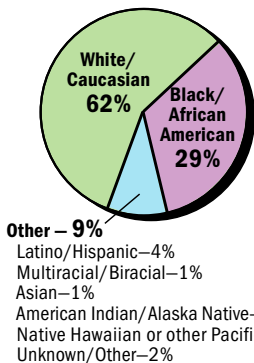
The number of domestic violence survivors and their children turned away because shelters were full increased more than 9 percent in 2008—making clear the need for more resources for Missouri programs to help all domestic violence victims seeking help and a safe place to stay. According to data submitted by 84 programs, the number of women and children who found safety at a Missouri shelter remained about the same while the number turned away increased by 765 from 2007. Bednights of emergency shelter provided to women and children increased drastically in 2008, by more than 33,026 nights from the previous year. A lack of resources also resulted in programs being unable to meet more than 5,100 requests for non-residential services. Non-residential services include face-to-face crisis intervention, support groups, court advocacy, professional therapy, and batterer intervention services.



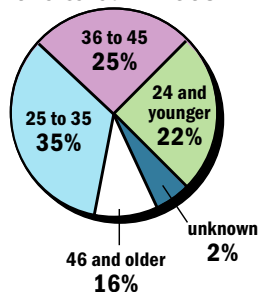
24,979

Missouri programs provided **non-residential services** to 24,979 women, 11,059 children and 2,743 men in 2008.

Ethnicity of women sheltered in 2008



Ages of women sheltered in 2008



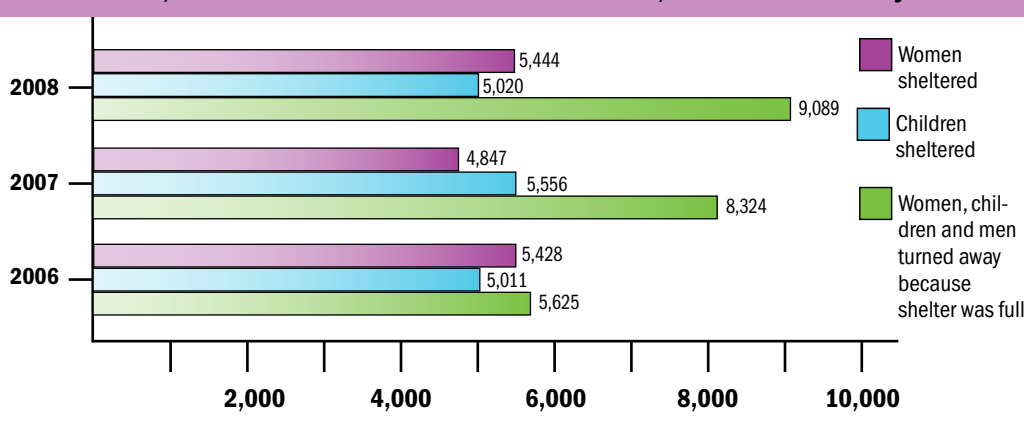
Services change lives

- ▶ **93%** of domestic violence survivors reported **strategies for enhancing their safety**.
- ▶ **91%** of domestic violence survivors reported having **knowledge of available community resources**.

5,139

There were 5,139 unmet requests for **non-residential services** in 2008.

10,000 received safe shelter while 9,000 turned away



1,735

Missouri programs provided 1,735 **batterer intervention groups for men** in 2008.

217 Oscar Dr., Ste. A
 Jefferson City,
 Missouri 65101
 (573) 634-4161
 (573) 636-3728 Fax
 www.mocadsv.org
 mocadsv@mocadsv.org

Individuals served in 2008 by region

CENTRAL

	WOMEN	CHILDREN	MEN	TOTAL
Individuals sheltered	487	468	6	961
Individuals receiving non-residential services	1,813	781	76	2,670
Bednights of shelter	12,015	15,071	232	27,318
Individuals turned away from full shelter	20	8	0	28

KANSAS CITY METRO

	WOMEN	CHILDREN	MEN	TOTAL
Individuals sheltered	1,550	1,187	3	2,740
Individuals receiving non-residential services	6,162	209	1,411	7,782
Bednights of shelter	44,802	38,684	39	83,525
Individuals turned away from full shelter	1,277	820	1	2,098

NORTHEAST

	WOMEN	CHILDREN	MEN	TOTAL
Individuals sheltered	337	380	3	720
Individuals receiving non-residential services	1,403	1,067	98	2,568
Bednights of shelter	6,792	6,638	189	13,619
Individuals turned away from full shelter	105	147	1	253

NORTHWEST

	WOMEN	CHILDREN	MEN	TOTAL
Individuals sheltered	778	650	4	1,432
Individuals receiving non-residential services	1,795	493	194	2,482
Bednights of shelter	18,169	16,053	6	34,228
Individuals turned away from full shelter	141	127	3	271

ST. LOUIS METRO

	WOMEN	CHILDREN	MEN	TOTAL
Individuals sheltered	787	914	3	1,704
Individuals receiving non-residential services	11,023	6,280	774	18,077
Bednights of shelter	22,746	30,958	467	54,171
Individuals turned away from full shelter	2,154	3,161	0	5,315

SOUTHEAST

	WOMEN	CHILDREN	MEN	TOTAL
Individuals sheltered	501	524	3	1,028
Individuals receiving non-residential services	1,440	702	14	2,156
Bednights of shelter	14,571	16,187	11	30,769
Individuals turned away from full shelter	331	259	8	598

SOUTHWEST

	WOMEN	CHILDREN	MEN	TOTAL
Individuals sheltered	1,004	894	15	1,913
Individuals receiving non-residential services	1,343	1,527	176	3,046
Bednights of shelter	32,159	31,160	222	63,541
Individuals turned away from full shelter	311	215	0	526

Summary of services provided by Missouri programs in 2008

The following figures are compiled from data submitted by 84 programs that provide a wide range of shelter-based and non-residential advocacy and support services.

87,571

Missouri programs answered 87,571 **hotline/crisis intervention calls** in 2008.

99,229

More than 99,229 **people attended** about 3,589

community education presentations provided by Missouri programs in 2008.

8,853

Missouri programs offered 8,853 **support groups for women and children** in 2008, which were attended by 35,873 women and children.³

19,909

Missouri programs assisted 19,909 adults seeking **Ex Parte, Full Orders of Protection**, or child orders in 2008.⁴

1,761

More than 1,761 **women and children received hospital advocacy** by Missouri programs in 2008.

196,260

Volunteers donated 196,260 **hours of service** to Missouri programs in 2008.

44,899

Missouri programs provided 44,899 hours of **licensed professional therapy** to women and children in 2008.

119,798

Missouri programs provided 119,798 hours of **case management services** to 33,483 women in 2008.⁵

83,531

Missouri programs provided 855 women and children with 83,531 **bednights of transitional housing** in 2008.

3. This figure contains duplication in the number of people served because some individuals attended more than one support group.

4. This figure contains duplication in the number of people served because some individuals receive several types of court advocacy services.

5. The total number of victims receiving case management services contains duplication because individuals may seek services more than once.

This document includes only domestic violence service statistics and does not reflect the range of services provided by MCADSV member programs.