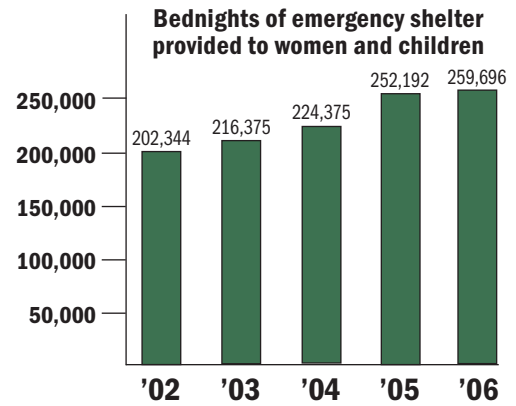
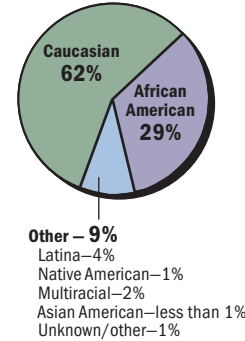


### Demand for shelter increases in 2006

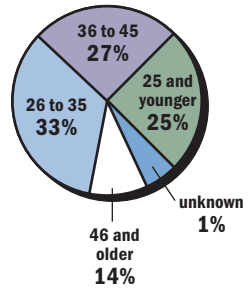
The number of women and children turned away because shelters were full increased by 20 percent in 2006—making clear the need for more resources for Missouri programs to help all domestic violence victims seeking a safe place to stay. According to data voluntarily submitted by 80 member programs, the number of women and children who found shelter at a Missouri program remained about the same while the number turned away dramatically increased by nearly 1,000 from 2005. Bednights of long-term transitional housing provided to women and children continued to increase in 2006, by almost 25,000 from the previous year. Member programs also provided more non-residential services in 2006, offering more support groups for women and children, providing more batterer intervention groups, assisting more adults seeking protection orders and providing more hours of case management services than the previous year.



**Ethnicity of women sheltered in 2006**



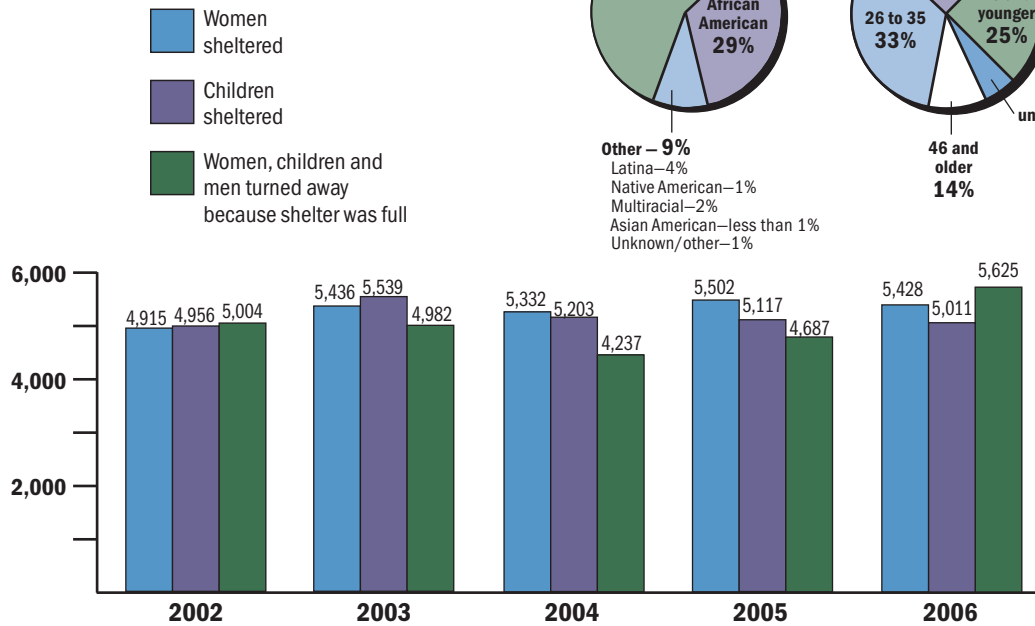
**Ages of women sheltered in 2006**



MCADSV member programs provided **non-residential services** to 30,791 women, 15,099 children and 1,493 men.

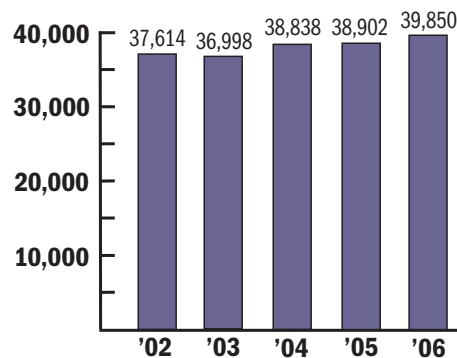
MCADSV member programs provided 1,483 **batterer intervention groups** for men.

MCADSV member programs provided 1,364 **bednights of emergency shelter** to 39 men.



### Law enforcement reports highest number of domestic violence incidents since 1999

In 2006, Missouri law enforcement agencies reported nearly 1,000 more domestic violence incidents than the previous year—the highest number since 1999. The Missouri State Highway Patrol annually compiles incidents of domestic violence reported by Missouri law enforcement agencies as Uniform Crime Reports (UCR) data. According to the Missouri Highway Patrol, the number of incidents reported includes those between spouses, former spouses, persons who have a child in common, persons related by blood, persons related by marriage and persons who are presently residing together or who have resided together in the past.<sup>1</sup> Nationally, the U.S. Department of Justice estimates that about half of the incidents of intimate partner violence experienced by women are reported to police.<sup>2</sup>



718 east capitol avenue  
 jefferson city,  
 missouri 65101  
 (573) 634-4161  
 (573) 636-3728 fax  
 www.mocadsv.org  
 mocadsv@mocadsv.org

1. Missouri Uniform Crime Reporting Program Supplemental Domestic Violence Incident Report (2006). Missouri Uniform Crime Report Statistical Query, Missouri State Highway Patrol Statistical Analysis Center, www.mshp.dps.mo.gov/MSPWeb/SAC/index.html.  
 2. Catalano, S. (2006). Intimate Partner Violence in the United States. Washington, DC: U.S. Department of Justice, www.ojp.usdoj.gov/bjs/intimate/ipv.htm.

## Individuals served in 2006 by region

### CENTRAL

	WOMEN	CHILDREN	MEN	TOTAL
Individuals sheltered	528	506	6	1,040
Individuals receiving non-residential services	1,673	686	55	2,414
Bednights of shelter	11,877	12,857	80	24,814
Individuals turned away from full shelter	13	20	0	33

### KANSAS CITY METRO

	WOMEN	CHILDREN	MEN	TOTAL
Individuals sheltered	1,655	1,323	3	2,981
Individuals receiving non-residential services	12,000	750	542	13,292
Bednights of shelter	39,489	35,410	33	74,932
Individuals turned away from full shelter	1,018	939	0	1,957

### NORTHEAST

	WOMEN	CHILDREN	MEN	TOTAL
Individuals sheltered	264	283	8	555
Individuals receiving non-residential services	778	548	58	1,384
Bednights of shelter	5,129	4,753	116	9,998
Individuals turned away from full shelter	81	186	0	267

### NORTHWEST

	WOMEN	CHILDREN	MEN	TOTAL
Individuals sheltered	612	519	1	1,132
Individuals receiving non-residential services	1,897	1,038	135	3,070
Bednights of shelter	13,864	14,909	1	28,774
Individuals turned away from full shelter	90	111	0	201

### ST. LOUIS METRO

	WOMEN	CHILDREN	MEN	TOTAL
Individuals sheltered	833	918	2	1,753
Individuals receiving non-residential services	12,228	9,986	555	22,769
Bednights of shelter	17,984	24,011	7	42,002
Individuals turned away from full shelter	1,082	1,289	0	2,371

### SOUTHEAST

	WOMEN	CHILDREN	MEN	TOTAL
Individuals sheltered	505	449	1	955
Individuals receiving non-residential services	996	581	18	1,595
Bednights of shelter	12,929	12,806	152	25,887
Individuals turned away from full shelter	223	217	0	440

### SOUTHWEST

	WOMEN	CHILDREN	MEN	TOTAL
Individuals sheltered	1,031	1,013	18	2,062
Individuals receiving non-residential services	1,219	1,510	130	2,859
Bednights of shelter	26,066	27,612	975	54,653
Individuals turned away from full shelter	184	171	1	356

## Summary of services provided by MCADSV member programs in 2006

The following figures are compiled from data voluntarily submitted by 80 MCADSV member programs that provide a wide range of shelter-based and non-residential services of advocacy and support.

**75,084** MCADSV member programs answered

75,084 **hotline/crisis intervention calls** in 2006.

**125,882** More than 125,882

**people attended** about 3,838

**community education presentations** provided by MCADSV member programs in 2006.

**5,619** MCADSV member programs offered

5,619 **support groups for battered women** in 2006, which were attended by 24,666 women.<sup>3</sup>

**21,872** MCADSV member programs assisted

21,872 adults seeking **Ex Parte, Full Orders of Protection**, or child orders in 2006.<sup>4</sup>

**2,852** MCADSV member programs offered

2,852 **support groups for children** in 2006, which were attended by 11,773 children.<sup>3</sup>

**214,177** **Volunteers** donated

214,177 **hours of service** to MCADSV member programs in 2006.

**24,906** MCADSV member programs provided

24,906 hours of **licensed professional therapy** to women and children in 2006.

**88,690** MCADSV member programs provided

88,690 hours of **case management services** to 25,359 women in 2006.<sup>5</sup>

**74,644** MCADSV member programs provided

805 women and children with **74,644 bednights of transitional housing** in 2006.

3. This figure contains duplication in the number of people served because some individuals attended more than one support group.

4. This figure contains duplication in the number of people served because some individuals receive several types of court advocacy services.

5. The total number of victims receiving case management services contains duplication because individuals may seek services more than once.

This document includes only domestic violence service statistics and does not reflect the range of services provided by MCADSV member programs.